

The Newsletter of the
AMHERST ORCHID SOCIETY

An Affiliate of the American Orchid Society

Greater Whorled Pogonia

Volume 26 Issue 1

2018

© All rights reserved

December Meeting 2017

Roger West

Christmas Party

Another year, another party, it was a good time as everyone seemed to enjoy themselves. The usual signup sheets were available and many more volunteers will be needed for our upcoming show. Only business that was mentioned regarded the purchase of a mini fogger to be used in the glass terrarium. The display table was large with many colorful blooms. The cattleyas dominated with every color except white. This latter color existed with a very large *Angraecum* that Lee brought down from N.H. and the twin white dorsal on a two flowered *Paph spicerianum* that Liz exhibited. At least I think it was this species. Other little beauties were present but the above two plants were real nice. Next meeting is the third Sunday in January. This is a week away from the Cape show so if you have a plant for display bring it in and Joe or I will bring it down to their show. Could use some plants.

Show Plant Preparation

By Roger West

Show prep starts a couple of months prior to the show. Larger specimens take more time than your single inflorescence plant. There are three must dos prior to the show. 1) Don't rotate your plants from their solar source. I place the plant label facing the solar source so that the plant goes back to its original position after being pulled to be worked on. The goal is to have all the blooms facing the same direction. 2) Staking is important in many ways but probably most important in transporting plants to the show. Many a long, flowery, and heavy inflorescence will be bent or broken during the jousting of the in and out of your car and the ride in. You can always remove the stakes at the show. 3) Flower balance is the goal with the larger plants. Ideally you want to see the flowers and not the foliage. Flowers centered over the plant not on opposite sides. Say a plant has 4-6 inflorescences. These should be equally arranged over the plant, not three on one side and two on the opposite with nothing in the middle. Pseudobulbs can be moved around by tying to non-blooming bulbs. Do this well before the show, then remove the ties at the show. An example, at last year's Cape show, J&L had a Masdevallia with 31 blooms on 31 spikes all of which were staked. It was gorgeous and won a CCE/AOS award. The previous year, this same plant was shown with a few less blooms but not staked. It won nothing. It takes time to properly prepare show plants but why else do we grow these things but to show them off.

All plants should be watered the day before the show, now a few thoughts regarding the different genera. Paphs have a problem with their bloom looking downward instead of straight on. Correct this by putting a wedge under the backside of the pot while the flowering spike develops. After the bloom opens, remove the wedge and the bloom is where you want it. Only the long stemmed vin-colored paphs need staking and again, you can always remove the stake.

Large flowered Phals need to be staked just below the first bud. The goal is to have the flowers flow downward from that first bud. This was the norm 20 years ago when the big white and pink Phals were the only ones displayed. Now they are rarely seen at shows with the novelty Phals taking over. These should still be staked just below that first bud and remained staked. Another tidbit that makes the Phals look better is to wash the leaves with whole milk a couple of days prior to the show. You will notice the difference.

Oncidiums and their related intergenerics usually have the longest flowering spikes. Staking is a must especially during transport. I put a green bamboo stake into the potting medium alongside the inflorescence and tie them together. Then stick a metal rod (Surveyors metal flags, 50/bunch, Home Depot) into the top of the bamboo stick to add another 18 inches to the bamboo. Even this may not be long enough, so splice another rod. These rods are very flexible so that you can bend them to the natural flow of the flowering spike. I like to see these tall inflorescences flowing naturally instead of being staked straight up. Sometimes I will place Styrofoam peanuts in the branching angle of the flowering spike to open this angle up to 90 degrees. Prevents crowding of the flowers

The smaller genera such as the Pleurothallids and Masdevallias have problems with drying out at the show.

Every show venue is hot and very dry. These little beauties take a beating. We set-up on Thursday and mist, Joe judges on Friday and mists, but come Sunday, these plants need help. Maybe put these potted plants into a larger pot with moss between the pots or even a sponge or something that is moisture retentive, just a thought. Vandas are in the same boat. I have never brought back one that looked as good as it did going to the show. Another good idea is to put your large, top-heavy plants into clay pots to prevent tip overs.

Finally the Cattleyas, I do nothing with the small blooming cluster types other than the constant solar source and centering the spikes if there are many of them and there better be. Minicats require staking because they usually have weak stems and relatively large blooms. Large flowered Cats may need a couple of Styrofoam peanuts to spread the blooms apart. Do this as the buds develop and you may have to remove a bud if they are crowded. The goal is to have flat blooms that are not crowded.

Take the time and look at your plants. What can I do to make a better presentation? Wash both sides of the leaves, amazing how dirty they can get. Can I speed up the blooming or prolong them? The latter is easier. I wait four days after the blooms have opened, then move them out of the greenhouse into the cooler house. This move gains about one extra week. Speeding up involves bringing the budding plant into the warmer house at night then out to the greenhouse during the day. All of the above works most of the time at least it makes me feel better.

Show Table December 2017**Lee Brockmann**

Angraecum Memoria Mark Aldridge
Phrag. Cardinal 'Birchwood'

John DelleChiare

Lysudamuloa Red Jewel 'Sweet Baby'

Marc Gray

Angraecum fastucsa (2 plants)
Pleurothallis palliolata

Maryanne Laukaitis

Laelia albida
Laelia autumnalis
Laelia gouldiana
Beallara Tahoma Glacier
Paph. Insigne

Liz Marinelli

Comparettia macroplectron
Paph. spicerianum

Leilani and Harold Norman

Blc. Lois McNeil 'Floralia Azul'
Rlc. Aloha Mishima

Steve Steiner

Aerangis luteo-album
Amesiella monticola (philipiense?)
Maxillaria sophronitis (2 plants)
Paph. Hengduan Grace 'Helen'
Phrag. Besseae
Phrag. Pink Panther
Pleurothallis alveroi
Pleurothallis stenopetalla
Restrepia condorensis

Roger West

C. labiate 'Sherwood Forest' AM
Ctt. Blue Boy 'Gainsborough' HCC
Odcdm. Wild Willie 'Pacific Plunge'
Rlc. Goldenzelle 'Lemon Chiffon' AM
Rlc. Sea Swirl 'Whirlpool' HCC
Rlc. Shinfong Luohyang
Rlc. Shining Harmony
Rlc. Sunstate Colorchart 'Heavenly Bird'



Pleur. stenopetala
Steve Steiner



Comparettia macroplectron
Liz Marinelli



Angraecum Memoria Mark Aldridge
Lee Brockmann




Restrepia condorensis
Steve Steiner



Maxillaria sophronitis
Steve Steiner



Pleur. alvero
Steve Steiner



Angraceum fastucsa
Marc Gray



Pleurothallis palliolata
Marc Gray



Rlc. Sea Swirl 'Whirl pool'
Roger West




Lailia albida
Maryanne Laukaitis



Aerangis Luteo-alba
Steve Steiner



Phrag. Pink Panther
Steve Steiner



Phrag. Besseae
Steve Steiner




Phrag. Cardinale 'Brichwood'
Lee Brockmann



Rth. Sweet Sharon
L&H Norman



Paph. Hengduan Grace Helen
Steve Steiner



Rlc. Shinfong Luohyang
Roger West



Rlc. Goldonzelle 'Lemon Chiffon'



Ctt. Blue Boy 'Gainsborough'
Roger West



Didn't get the name



Paph. insigne
Maryanne Laukaitis



Lysudamuloa Red Jewel "Sweet Baby"
John Delle Chiaie



Amesiella monticola
Steve Steiner



Paph. spicerianum
Liz Marinelli



C. labiate 'Sherwood Forest'
Roger West



Rlc. Sunstate Colorchart 'Heavenly Bird'
Roger West

Upcoming Events

Next meeting is January 21, 2018 at 2 pm at the Munson Memorial Library. Members with last names starting with A, B, C, and D please bring a dish to share.

Cape and Islands Orchid Society will have their show on January 27 and January 28 from 9am to 5 pm.

Announcing the dates for the Amherst Orchid Society Orchid Show! It will be held at the Smith Vocational High School:

Saturday February 24, 2018 9am to 5pm

Sunday February 25, 2018 10am to 4pm